
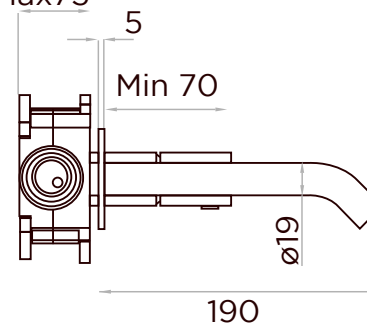




Min55-Max75



> SIZES IN MM.



#### TECHNICAL INFORMATION

PRODUCT: THREE 16 WALL  
PRODUCT TYPE: CONCEALED BASIN MIXER  
MATERIAL: STAINLESS STEEL  
CONNECTION SIZE: 1/2"  
WATER PRESSURED: 0,2-5 BAR  
RMP: 0,5 BAR LP

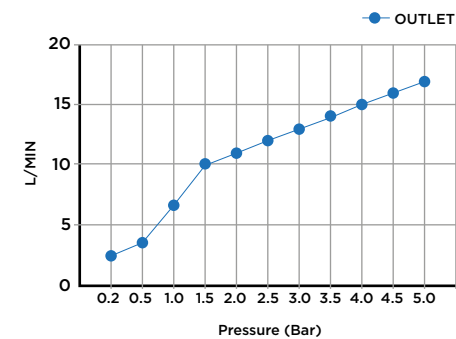
-  
CONCEALED BASIN MIXER  
WALL MOUNTED  
SINGLE LEVER  
WITH WATER FLOW AERATOR

#### CODE & COLOUR

**T16-WAL**  
Please refer to the product  
details on our website  
for colour references:  
[iwandw.com](http://iwandw.com)

#### SCOPE OF DELIVERY

CONCEALED BASIN MIXER, HANDLE, SPOUT,  
INSTALLATION GUIDE, CARE & MAINTENANCE GUIDE



[iwandw.com](http://iwandw.com)